
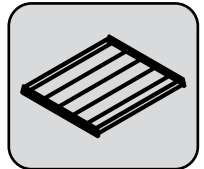


- ① CESTA PORTATUTTO
- Ⓒ ROOF CARRIER
- Ⓕ GALERIE POUR FOURGON
- Ⓓ DACHKORB
- Ⓔ PORTAEQUIPAJES PARA FURGONETA



EXTENDED



- ① ISTRUZIONI DI MONTAGGIO
- Ⓒ FITTING INSTRUCTIONS
- Ⓓ MONTAGEANLEITUNG
- Ⓕ INSTRUCTIONS DE MONTAGE
- Ⓔ INSTRUCCIONES DE MONTAJE
- Ⓖ INSTRUÇÕES DE MONTAGEM
- Ⓗ MONTAGE-INSTRUCTIES
- Ⓖ MONTERINGSANVISNING
- Ⓕ ASENNUSOHJE
- Ⓔ PAIGALDUSJUHEND
- Ⓕ STIPRINĀŠANAS INSTRUKCIJA
- Ⓕ PRITVIRTINIMO INSTRUKCIJOS
- Ⓕ INSTRUKCJA MONTAŻU
- Ⓕ Инструкции по установке
- Ⓕ NÁVOD NA MONTÁŽ
- Ⓕ NÁVOD NA MONTÁŽ
- Ⓕ NAVODILA ZA PRITRJEVANJE
- Ⓕ UPUTA ZA SASTAVLJANJE
- Ⓕ A FELSZERELÉS MÓDJA
- Ⓕ Οδηγίες συναρμολόγησης
- Ⓕ MONTAJ TALIMATLARI
- Ⓕ ИНСТРУКЦИИ ЗА МОНТАЖ
- Ⓕ UPUTSTVA ZA MONTAŽU

- ① ADATTA PER
- Ⓒ SUITABLE FOR
- Ⓕ INDIQUÉ POUR
- Ⓓ GEEIGNET FÜR
- Ⓔ ADECUADA PARA



NORDRIVE
KARGO SERIES



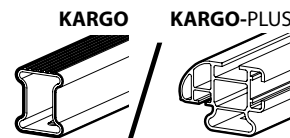
pag.6 i pag.6

- ① ATTACCHI SPECIFICI PER VEICOLI CON PREDISPOSIZIONE
- Ⓒ FOR VEHICLES WITH BUILT-IN FIX POINTS
- Ⓕ CONNEXIONS SPÉCIFIQUES POUR DES VÉHICULES AVEC PRÉDISPOSITION
- Ⓓ FÜR FAHRZEUGE MIT VORHANDENEN BEFESTIGUNGSPUNKTEN
- Ⓔ CONEXIONES PARA VEHÍCULOS CON PREDISPOSICIÓN ESPECÍFICA



pag.7 i pag.7

- ① KIT PIEDI PER VEICOLI CON GRONDINE
- Ⓒ FOOT KIT FOR VEHICLES WITH RAIN GUTTERS
- Ⓕ KIT PIEDS POUR VÉHICULES AVEC GOUTTIÈRE
- Ⓓ FUB-KIT FÜR FAHRZEUGE MIT REGENRINNE
- Ⓔ KIT CONEXIONES PARA VEHÍCULOS CON VIERTEGUAS



pag.8 i pag.8

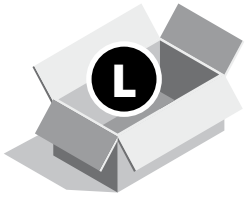
pag.9 i pag.9

- ① BARRE KARGO E KARGO-PLUS
- Ⓒ KARGO AND KARGO-PLUS BARS
- Ⓕ BARRES KARGO ET KARGO-PLUS
- Ⓓ DACH-LASTENTRÄGER KARGO UND KARGO-PLUS
- Ⓔ BARRES KARGO Y KARGO-PLUS

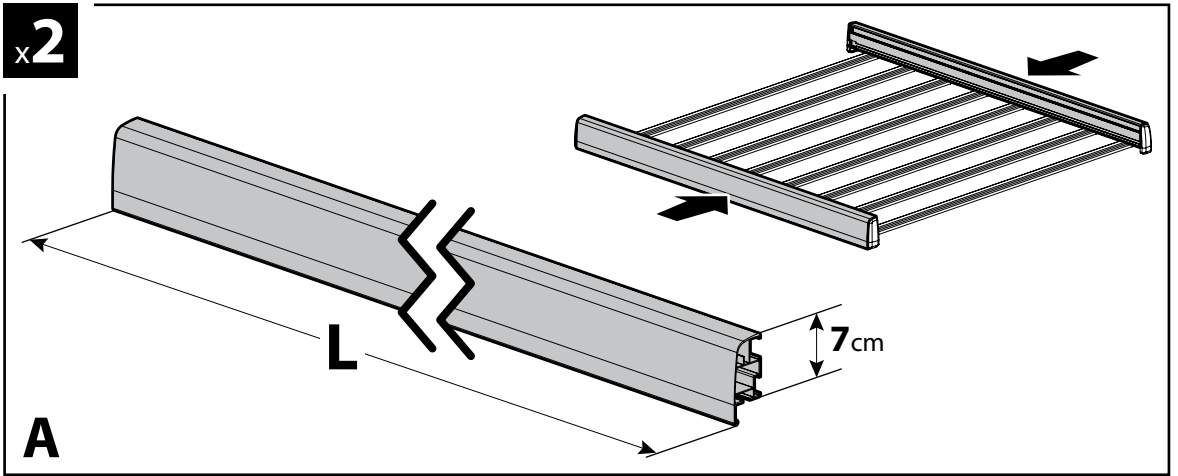
NORDRIVE®

TRANSPORT SOLUTIONS


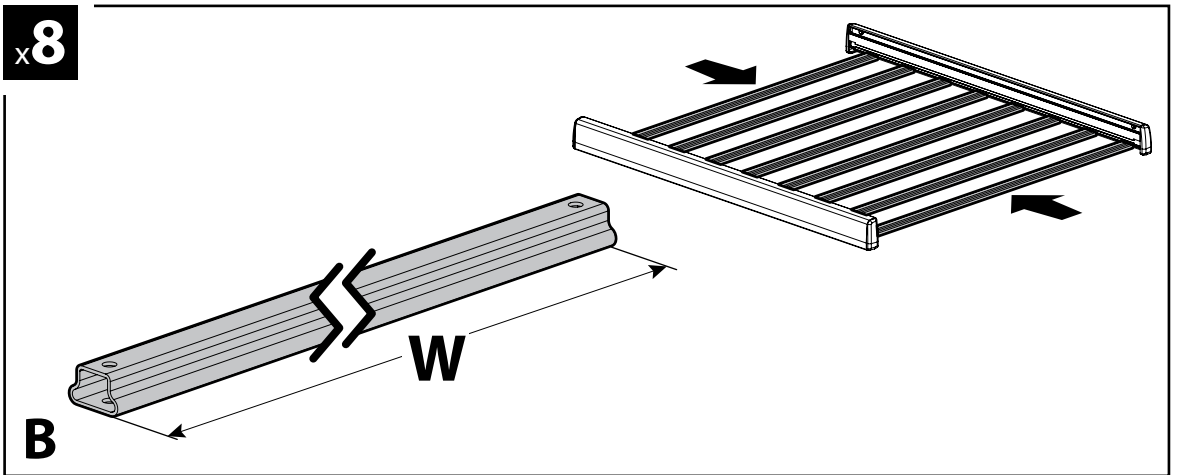
CONTENUTO • CONTENT • CONTENU • INHALT • CONTENIDO



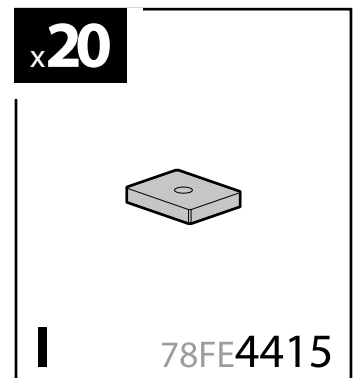
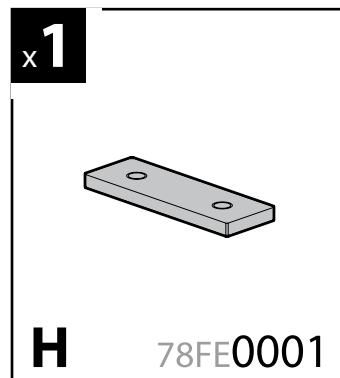
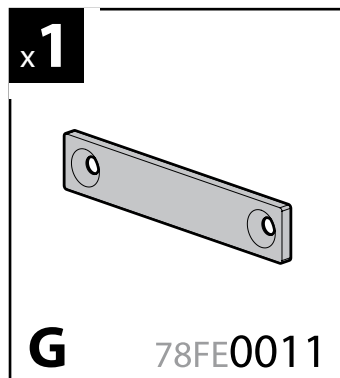
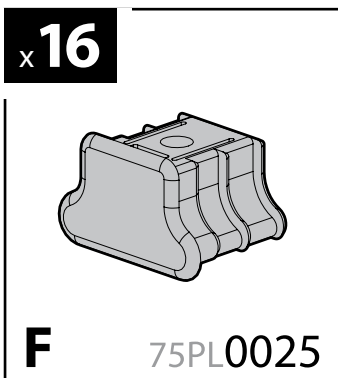
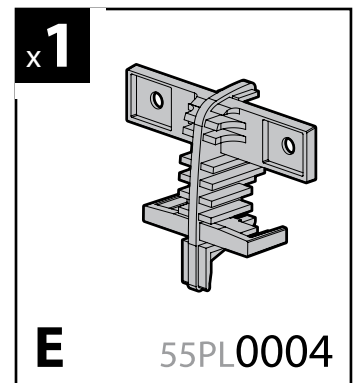
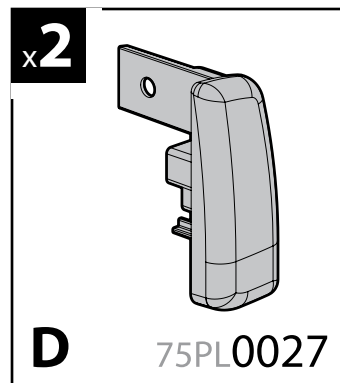
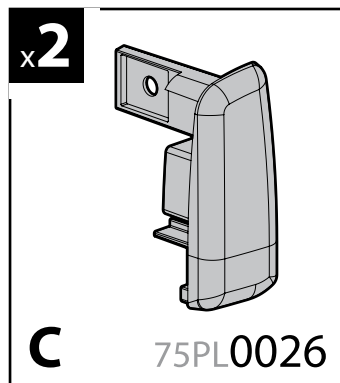
Art.	L
N10206	120 _{cm}
N10207	150 _{cm}
N10208	180 _{cm}
N10209	210 _{cm}

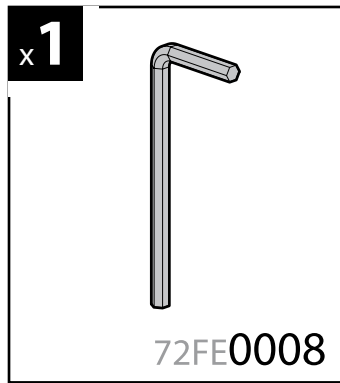
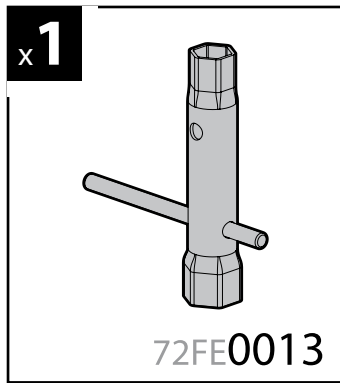
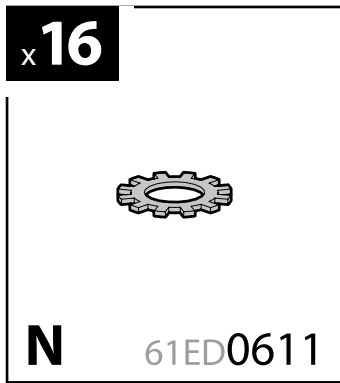
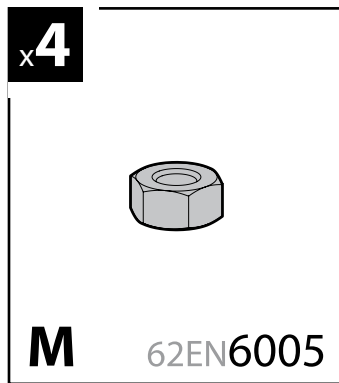
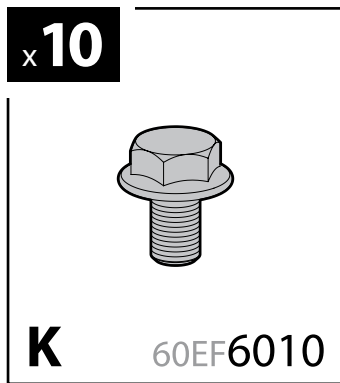
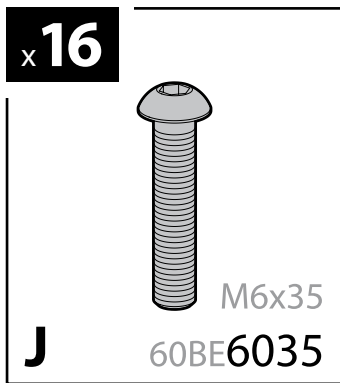


Art.	W
N10211	115 _{cm}
N10212	135 _{cm}
N10213	150 _{cm}
N10214	180 _{cm}




T-7 N10205

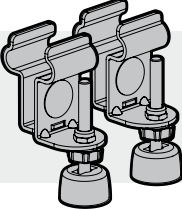




+




P




Art. N99970

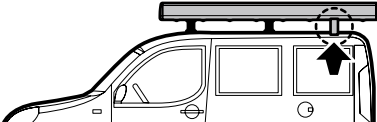
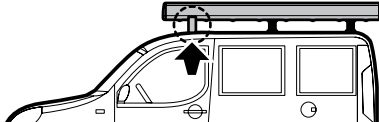
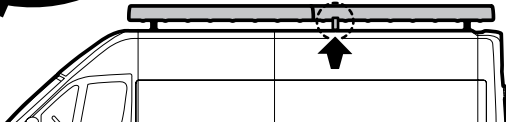
- I** Se necessario **GB** If required
- F** Si nécessaire **D** Notfalls
- E** Si es necesario

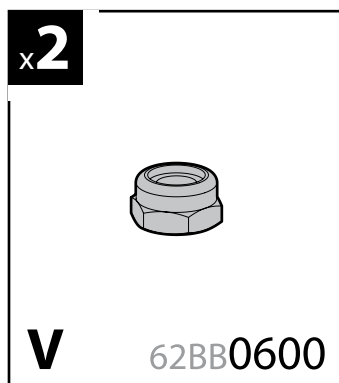
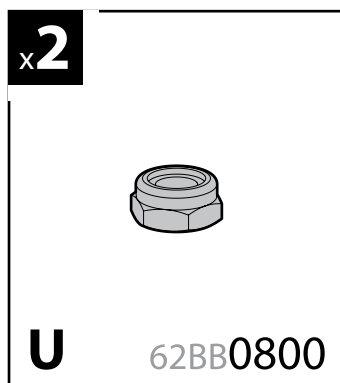
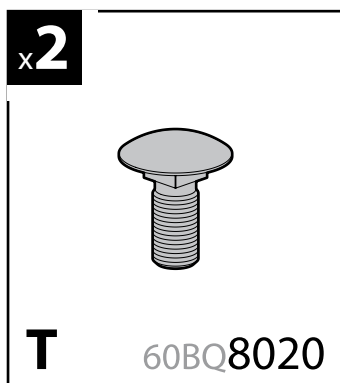
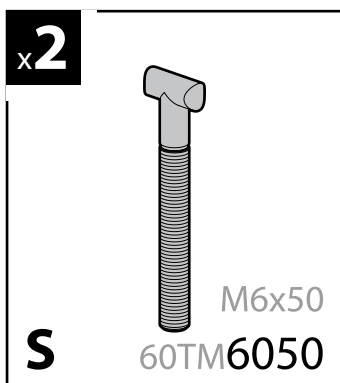
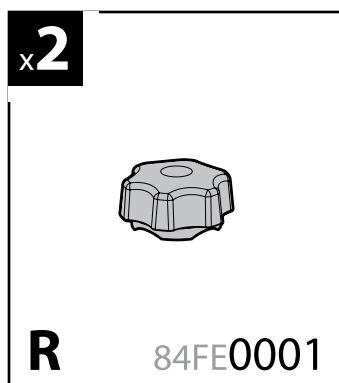
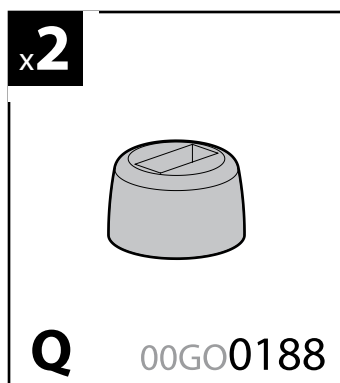
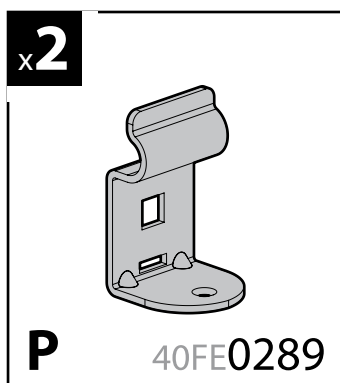
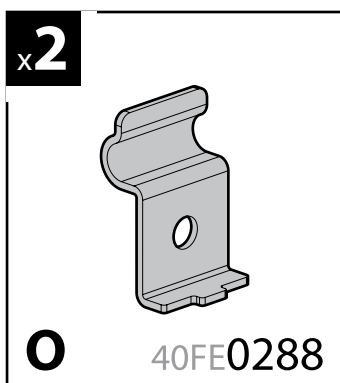


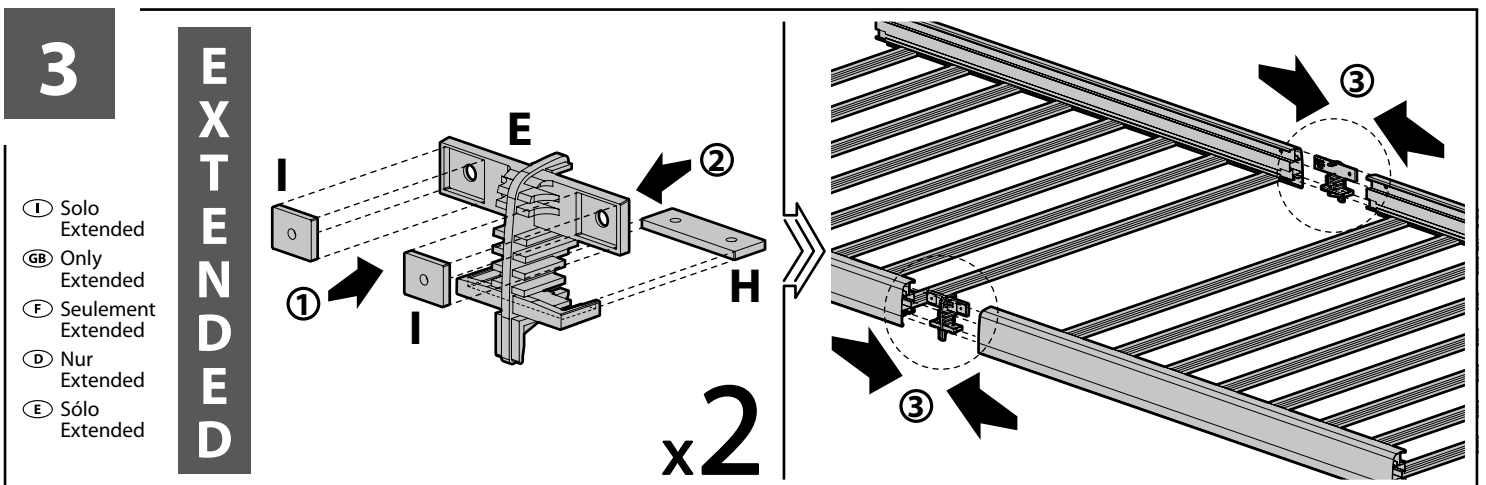
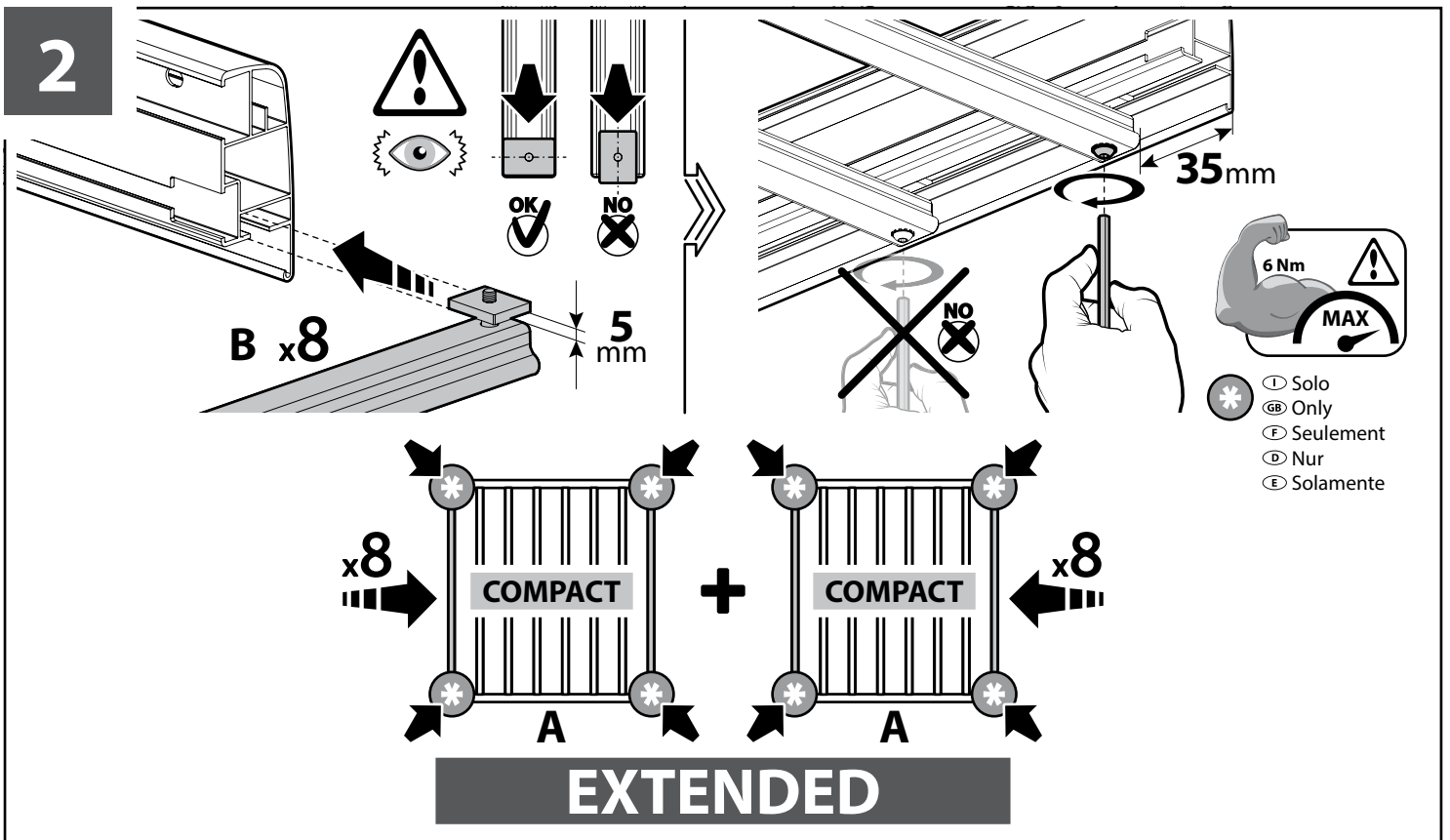
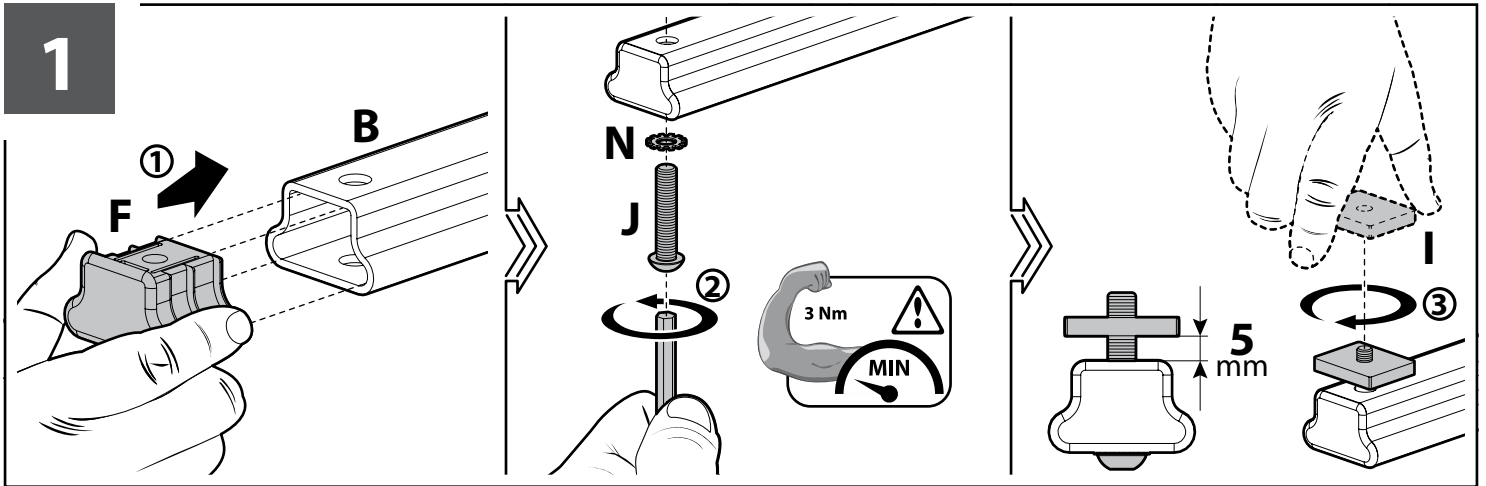
pag.11



pag. 11

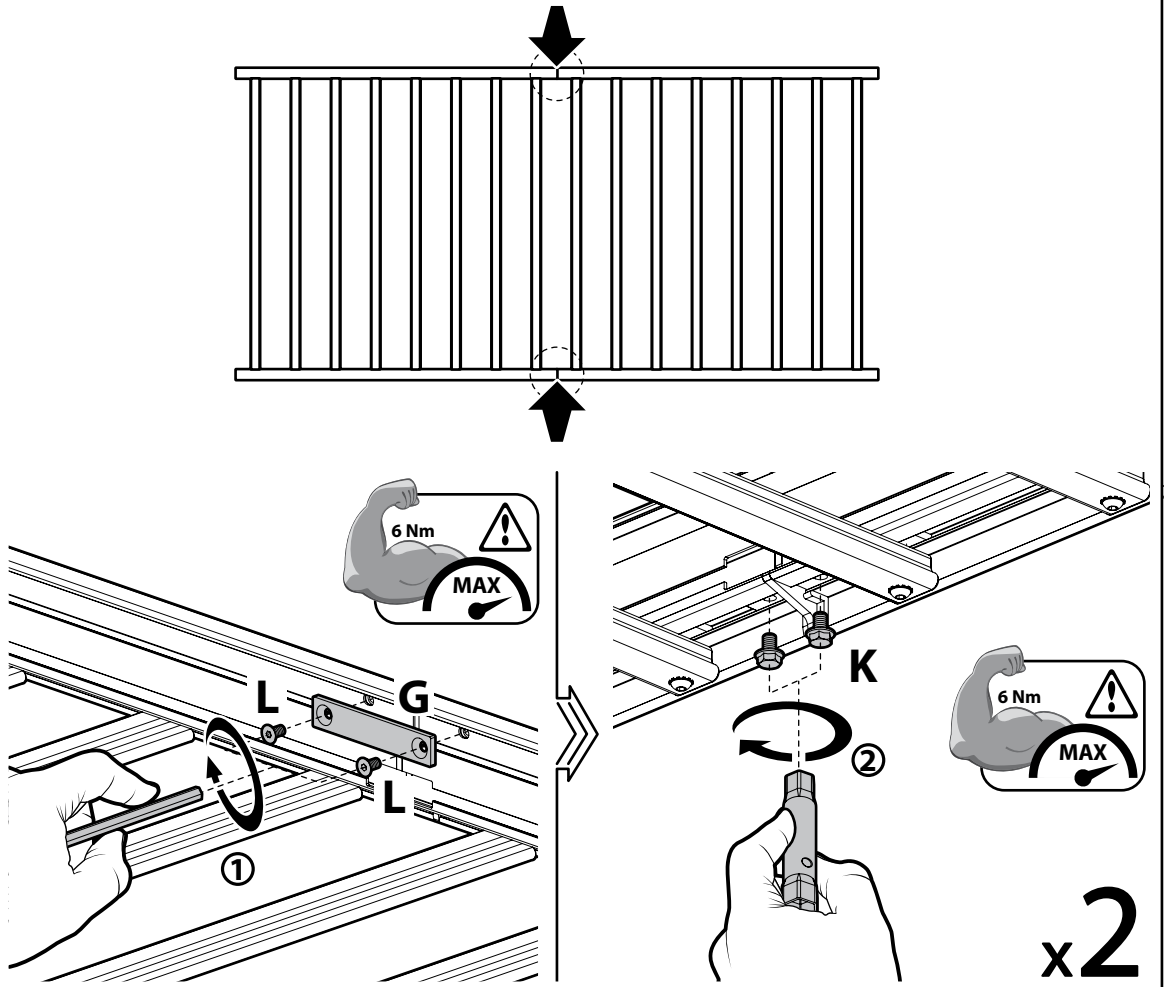




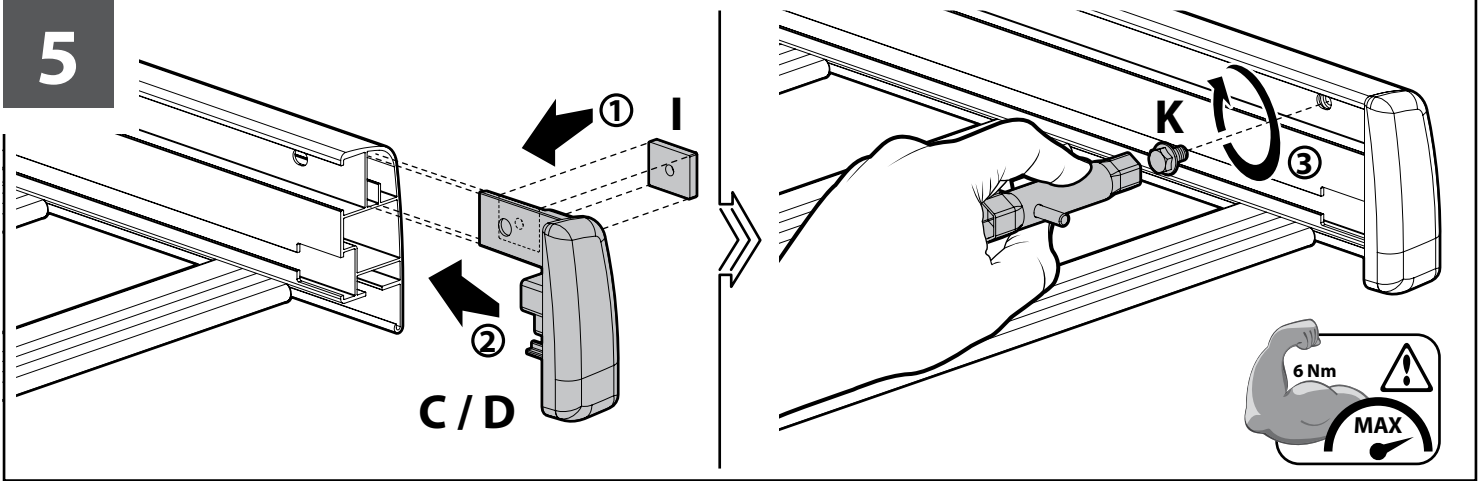
4

EXTENDED

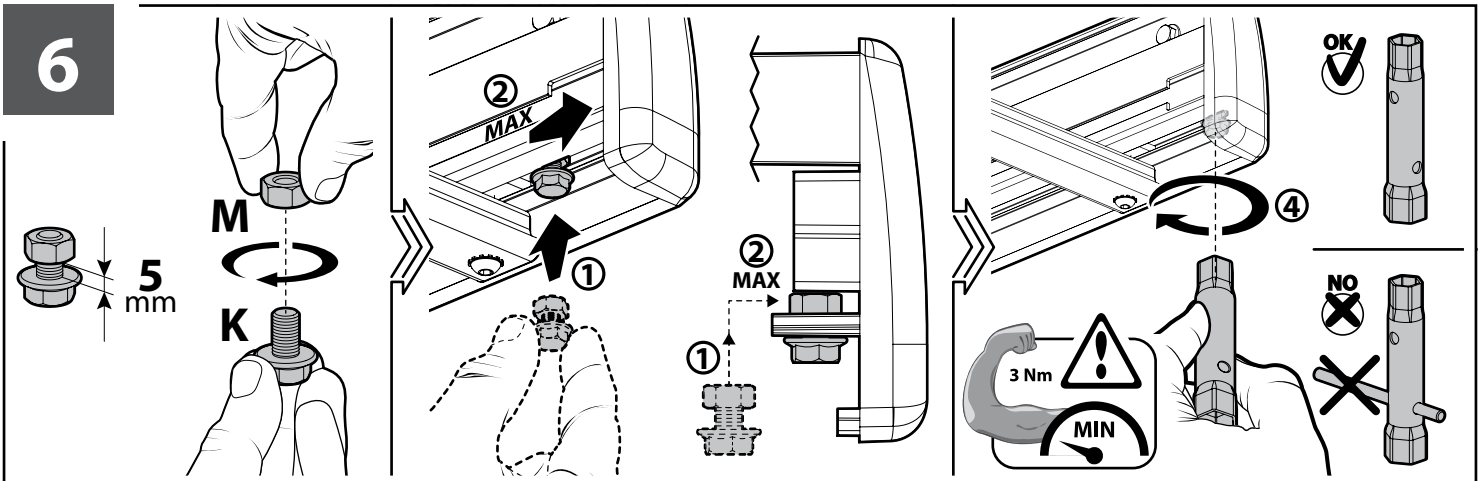
- Ⓢ Solo Extended
- ⒼⓅ Only Extended
- Ⓕ Seulement Extended
- Ⓓ Nur Extended
- Ⓔ Sólo Extended



5



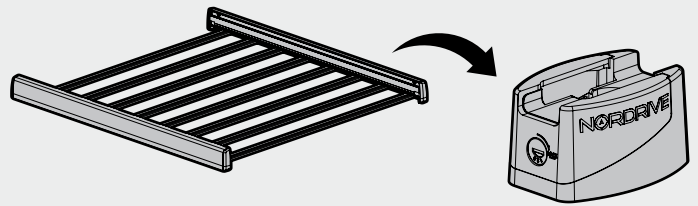
6



**ISTRUZIONI DI MONTAGGIO • FITTING INSTRUCTIONS • INSTRUCTIONS DE MONTAGE
MONTAGEANWEISUNG • INSTRUCCIONES DE MONTAJE**

A

- ① MONTAGGIO DIRETTO SU KIT PIEDI SPECIFICI
- GB FITTING ON **FOOT KITS**
- F MONTAGE DIRECT SUR LES **PATTES DE FIXATION SPÉCIFIQUES**
- D DIREKTE MONTAGE AUF DEN **SPEZIFISCHEN FUßSÄTZEN**
- E MONTAJE DIRECTO EN LOS **KIT DE FIJACIONES ESPECIFICAS**



A1

① ② ③ ④

ALTO TOP TOP

OK

NO

A2

① ② ③

6 Nm MAX

Opened Lock Locked

A3

① ② ③

6 Nm MAX

cm

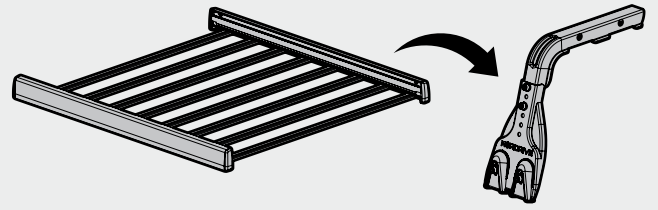
35mm

A B C D E F G

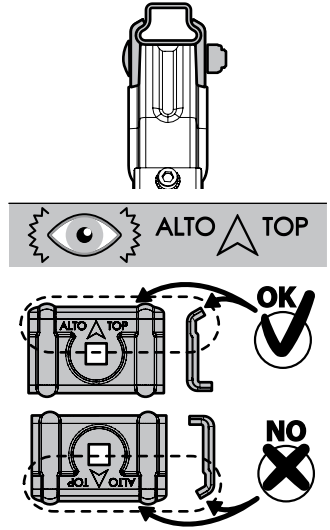
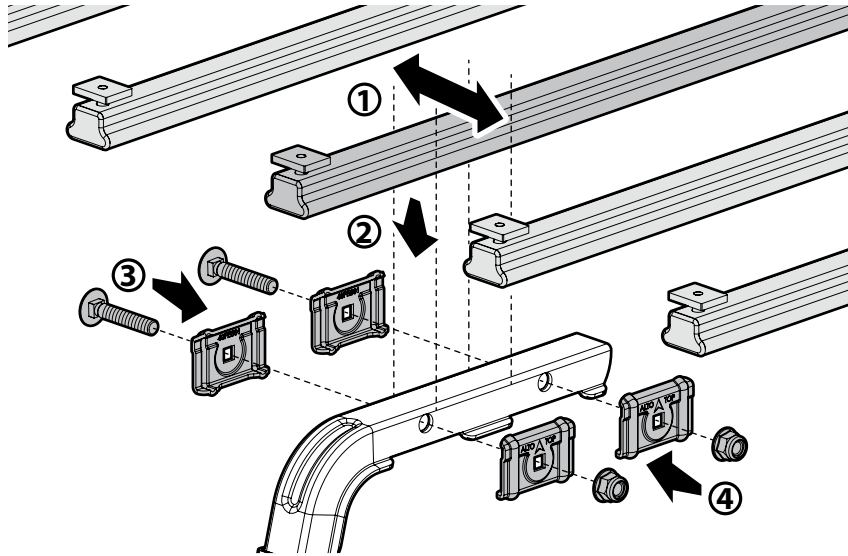
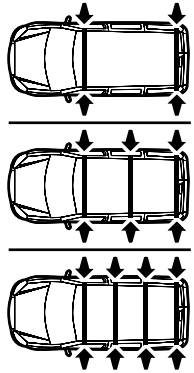
A ≅ B ≅ C ≅ D ≅ E ≅ F ≅ G

B

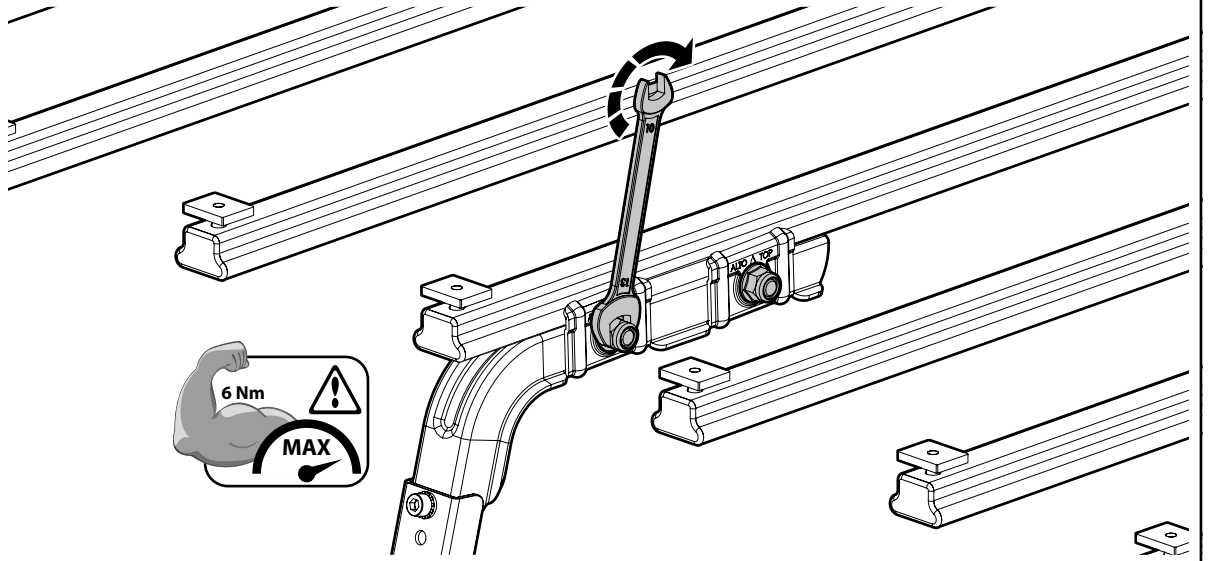
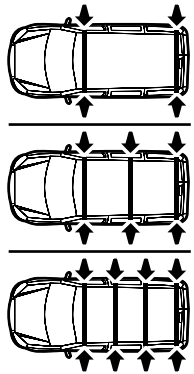
- ① MONTAGGIO DIRETTO SU KIT PIEDI GRONDINA
- GB FITTING ON RAIN GUTTER FEET
- ② MONTAGE DIRECT SUR LES PATTES DE FIXATION POUR GOUTTIÈRE
- ③ DIREKTE MONTAGE AUF DEN FUßSÄTZEN FÜR REGENRINNE
- ④ MONTAJE DIRECTO EN LOS KIT DE FIJACIONES PARA VIERTEAGUAS



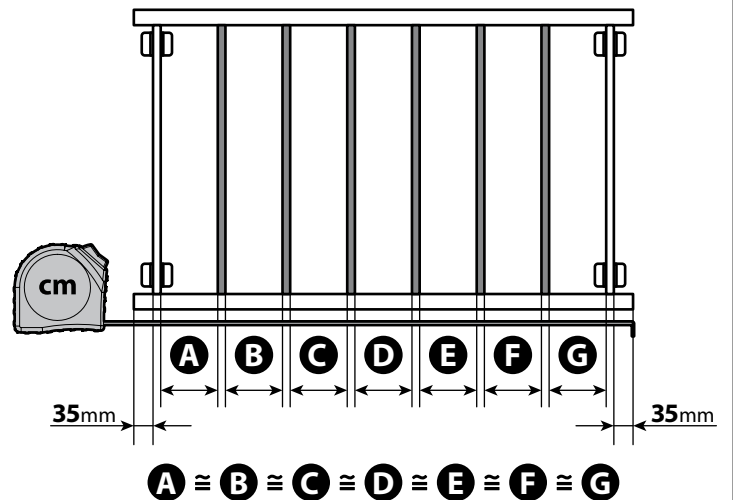
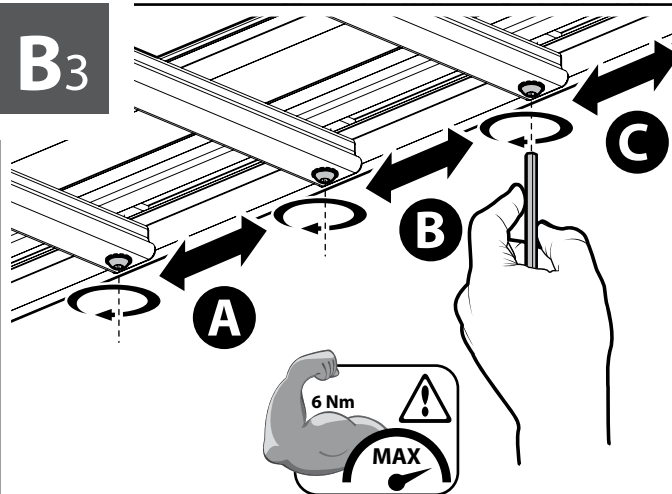
B1



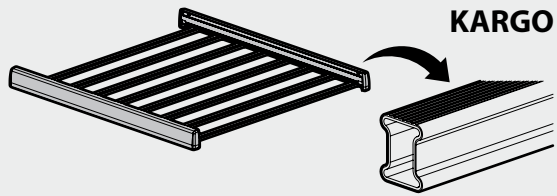
B2



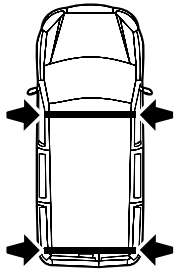
B3



- ① MONTAGGIO DIRETTO SULLE **BARRE KARGO ACCIAIO**
- GB FITTING ON **KARGO STEEL BARS**
- F MONTAJE DIRECTO EN **BARRAS DE ACERO DE KARGO**
- D DIREKTE MONTAGE AUF DEN **KARGO STAHL-DACHTRÄGERN**
- E MONTAGE DIRECT SUR LES **BARRES ACIER KARGO**

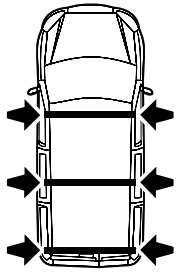


Richiesti
Required
Erforderlich
Art. N99968



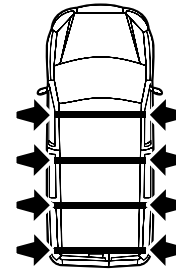
2 BARRE
BARS
DACHTRÄGER

+ **2x**
Art. N99968



3 BARRE
BARS
DACHTRÄGER

+ **3x**
Art. N99968



4 BARRE
BARS
DACHTRÄGER

+ **4x**
Art. N99968

C1

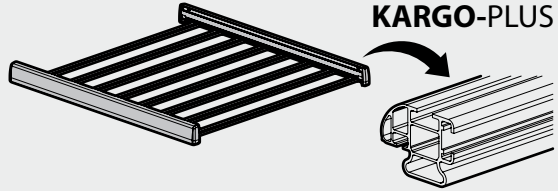
C2

C3

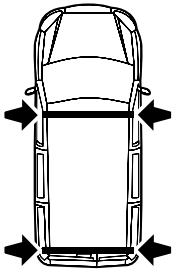
A ≡ **B** ≡ **C** ≡ **D** ≡ **E** ≡ **F** ≡ **G**

D

- ① MONTAGGIO DIRETTO SULLE **BARRE KARGO-PLUS ALLUMINIO**
- ② FITTING ON **KARGO-PLUS ALUMINIUM BARS**
- ③ MONTAJE DIRECTO EN LAS **BARRAS DE ALUMINIO KARGO-PLUS**
- ④ DIREKTE MONTAGE AUF DEN **KARGO-PLUS ALUMINIUM-DACHTRÄGERN**
- ⑤ MONTAGE DIRECT SUR LES **BARRES ALUMINIUM KARGO-PLUS**

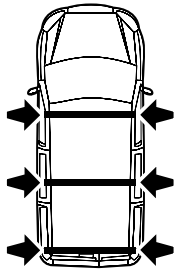


Richiesti
Required
Erforderlich
+
Art. N99968



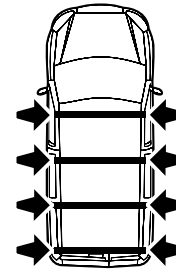
2 BARRE
BARS
DACHTRÄGER

+
2x
Art. N99968



3 BARRE
BARS
DACHTRÄGER

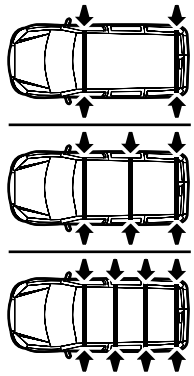
+
3x
Art. N99968



4 BARRE
BARS
DACHTRÄGER

+
4x
Art. N99968

D1



① **53FE0002**

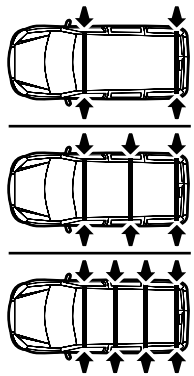
② **78PL0001**

③ **78FE0010**

① **M6x20**

② **83FE0006**

D2

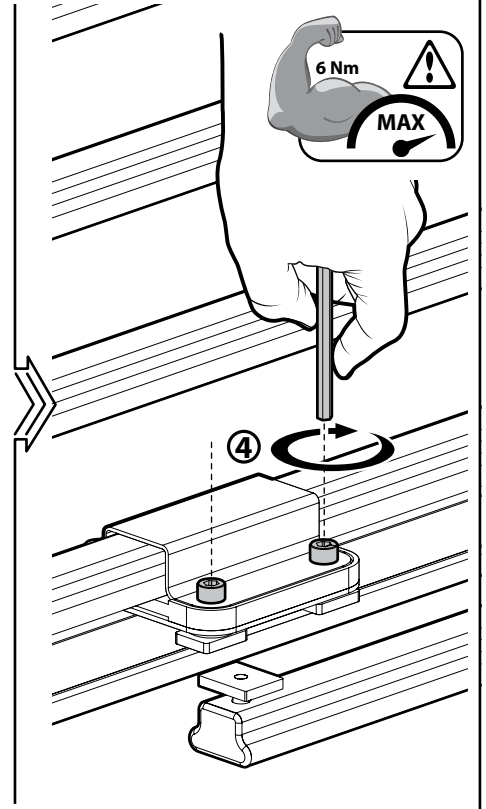
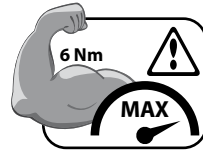
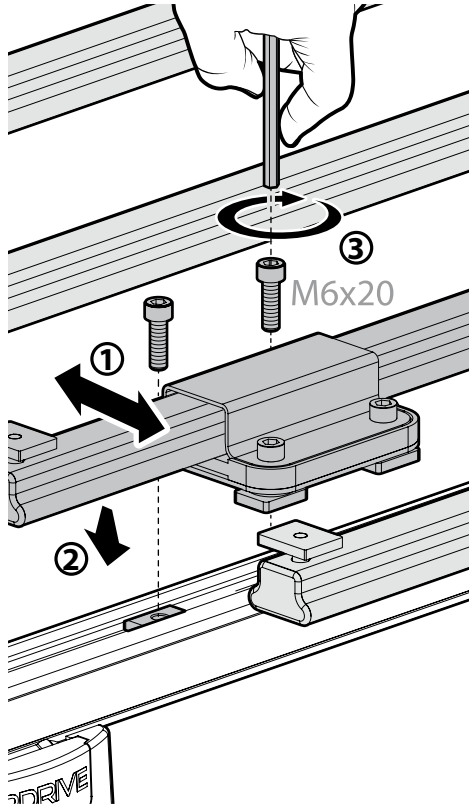
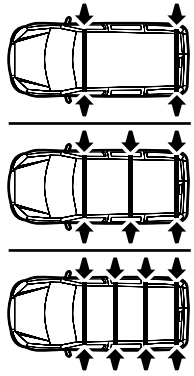


①

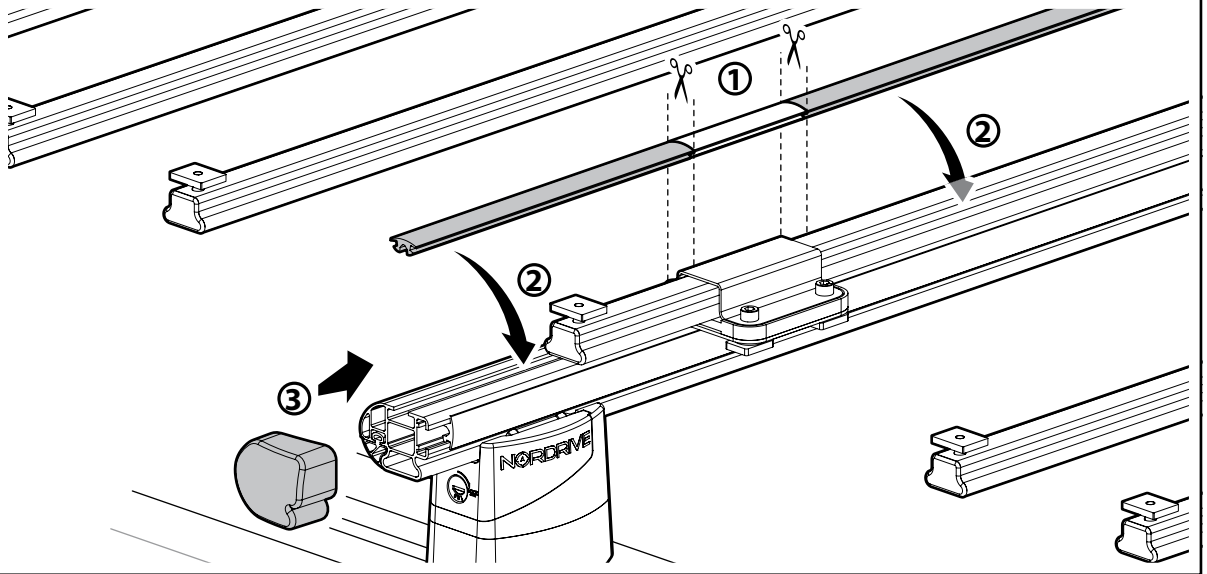
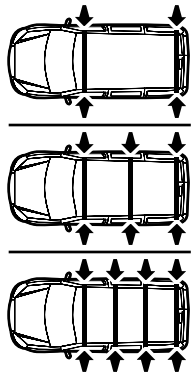
②

78FE0009

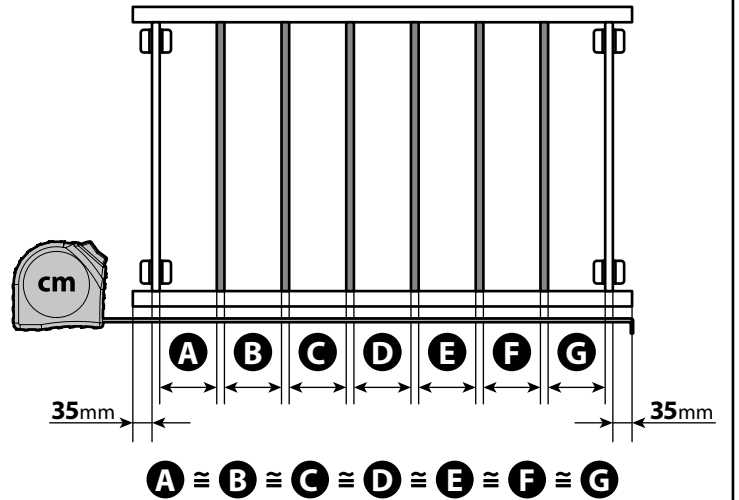
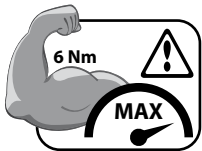
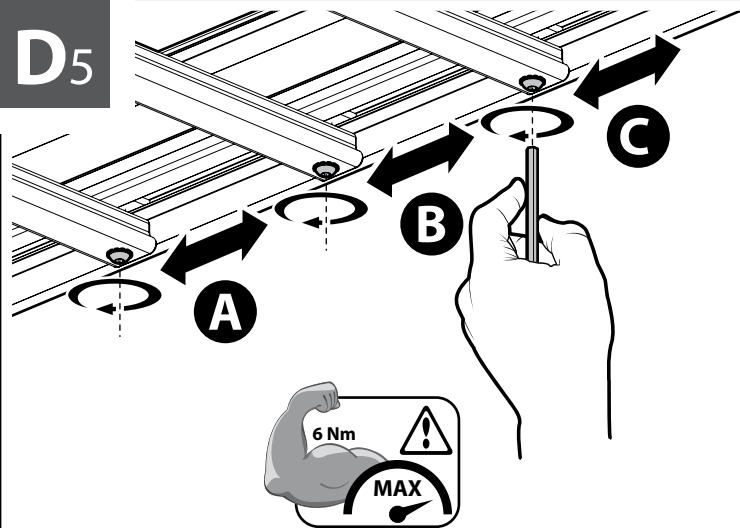
D3

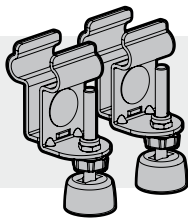


D4



D5

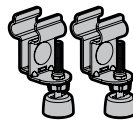




Art. N99970

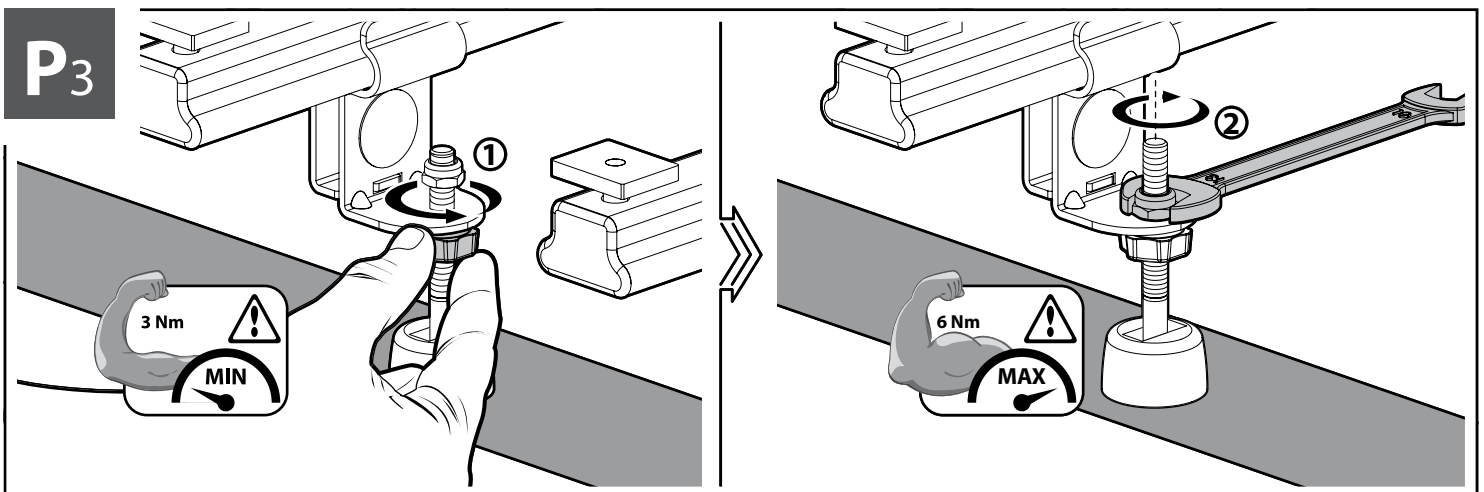
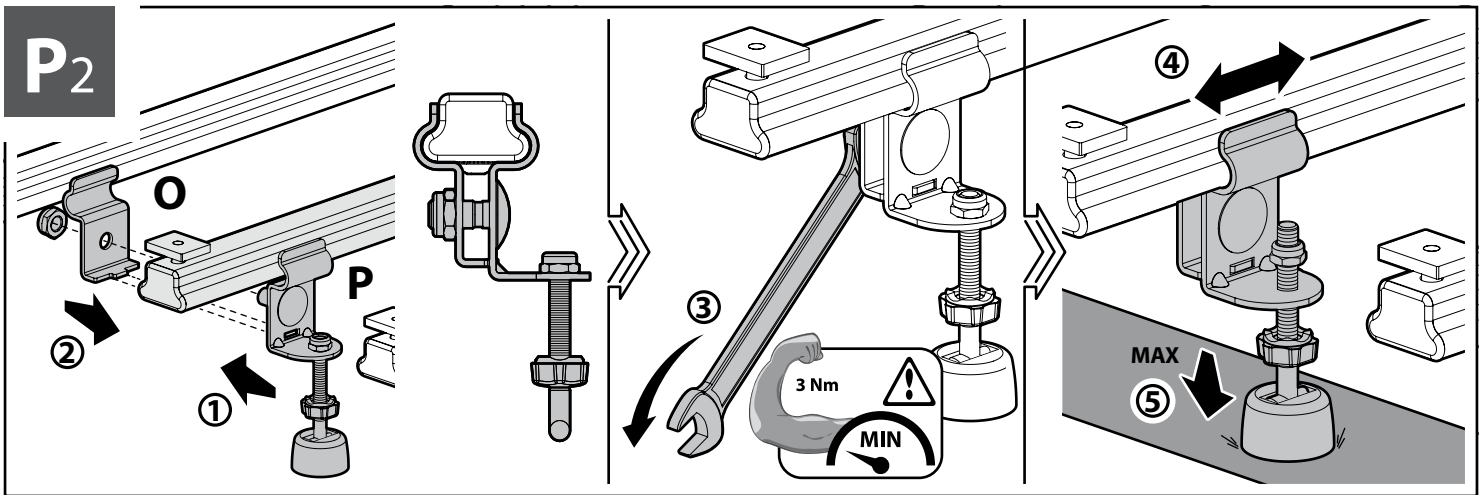
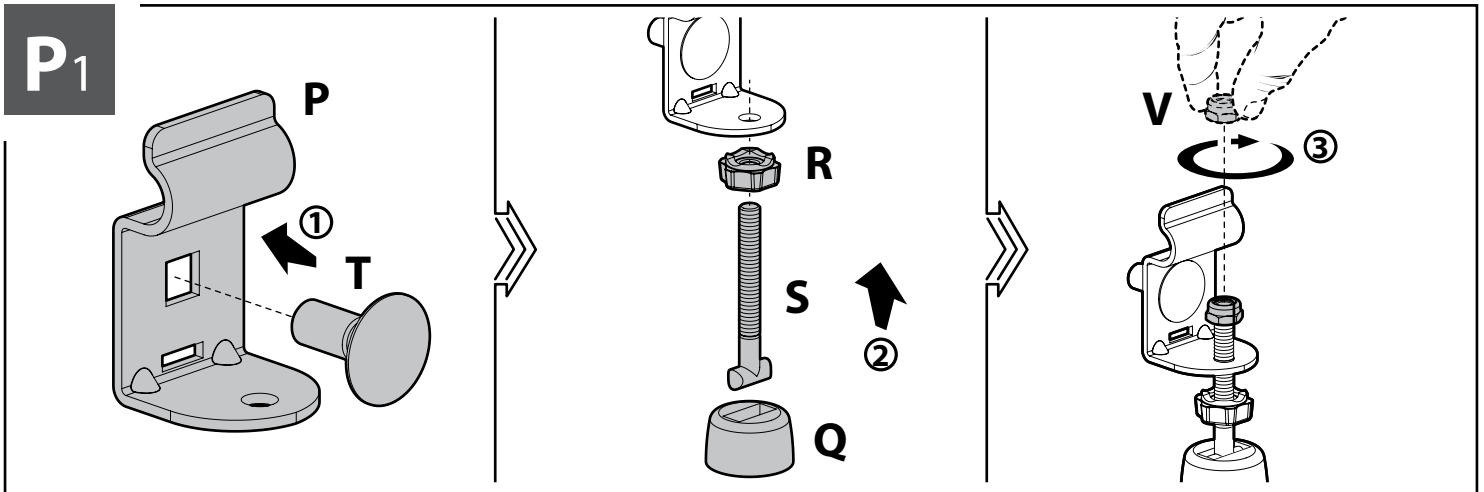
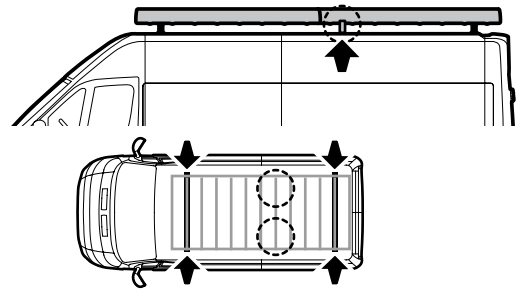
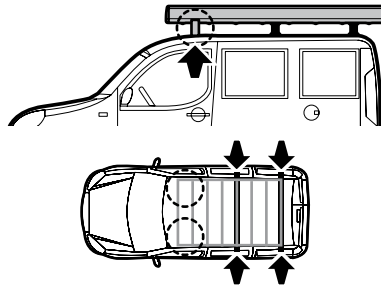
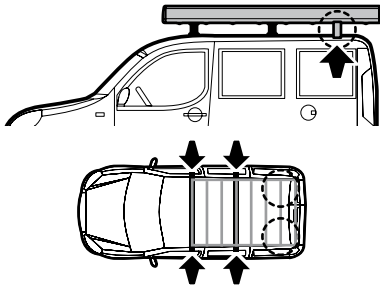
- ① Se necessario GB If required
- ② Si nécessaire D Notfalls
- ③ Si es necesario

Richiesti
Required
Erforderlich

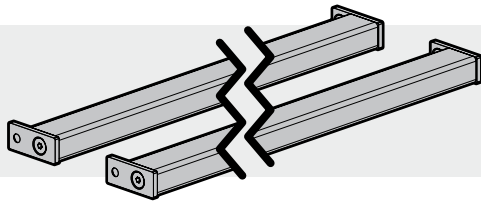


NORDDRIVE®

TRANSPORT SOLUTIONS



OPTIONAL


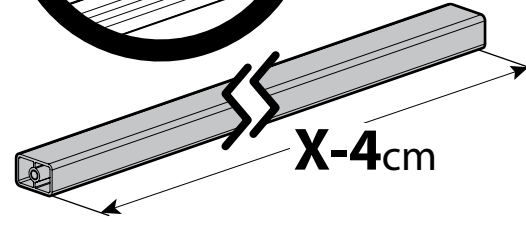
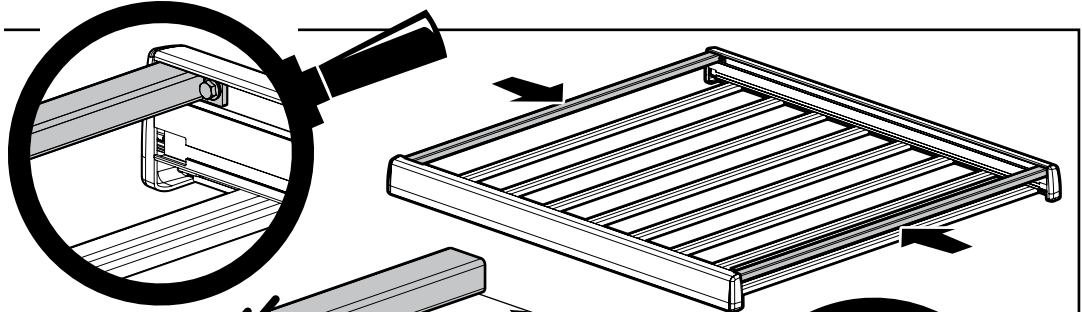


NORDRIVE®
TRANSPORT SOLUTIONS

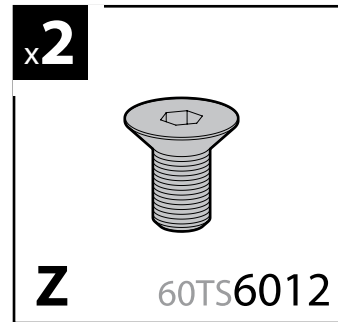
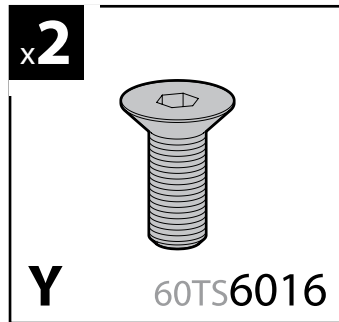
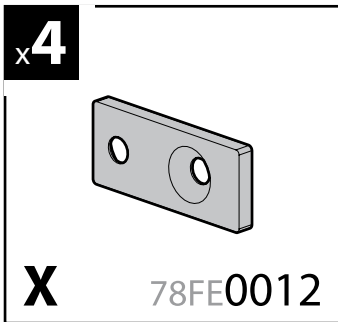
CONTENUTO • CONTENT • CONTENU • INHALT • CONTENIDO



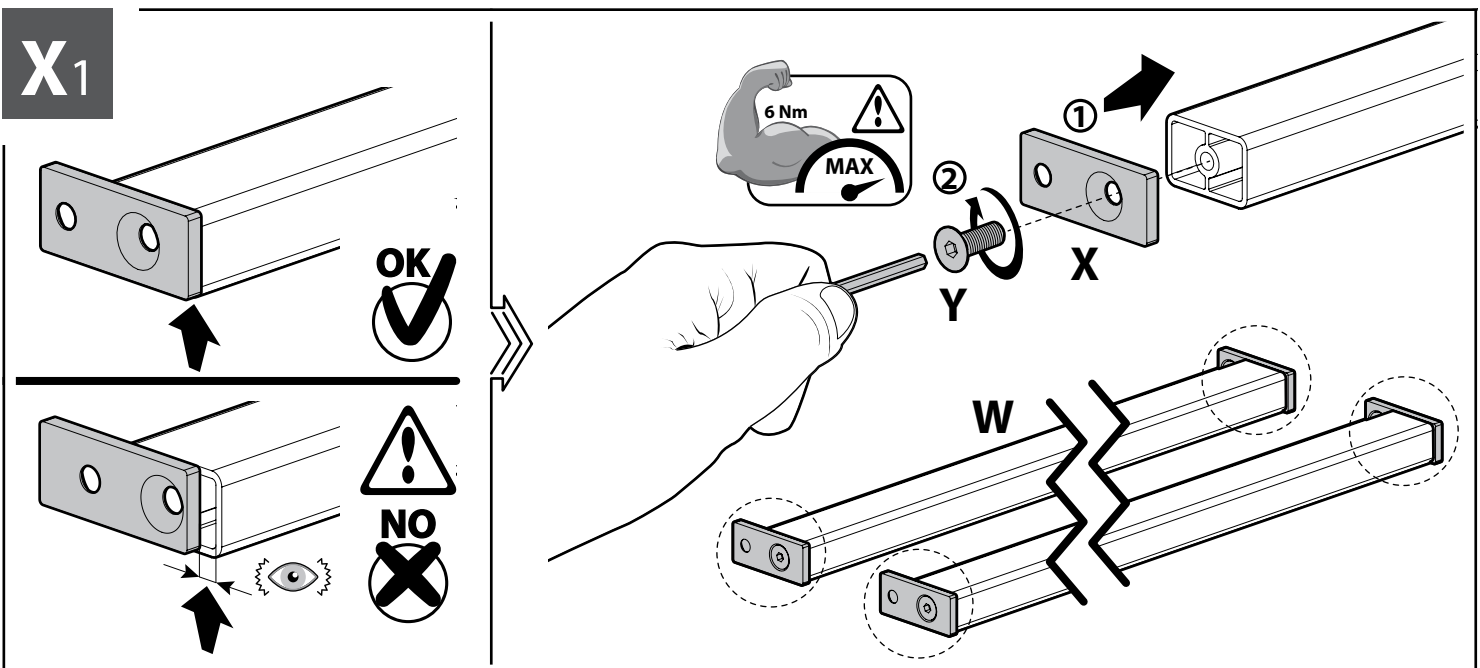
x2



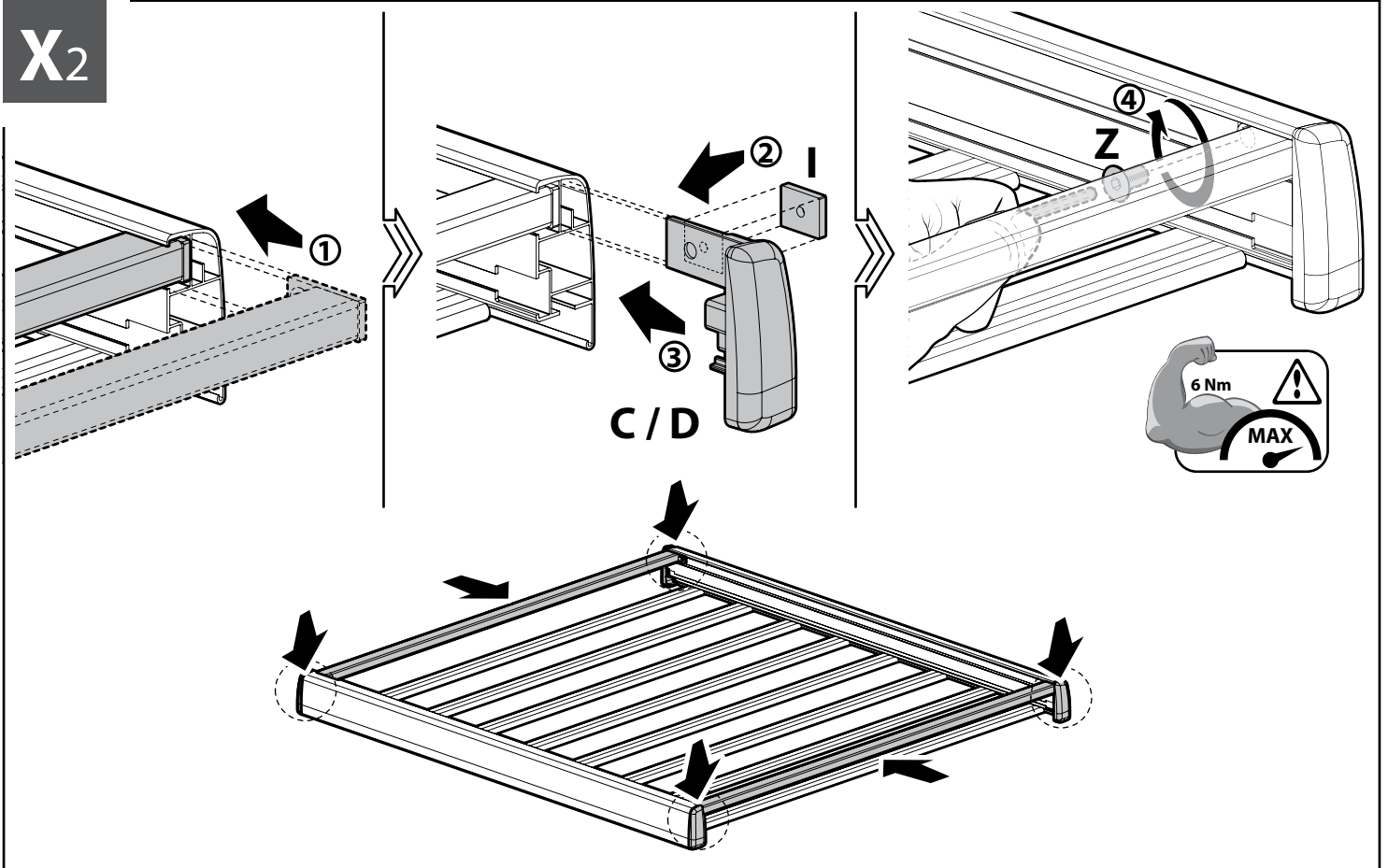
Art.	X
N10221	120 _{cm} (-4cm)
N10222	135 _{cm} (-4cm)
N10223	150 _{cm} (-4cm)
N10224	180 _{cm} (-4cm)



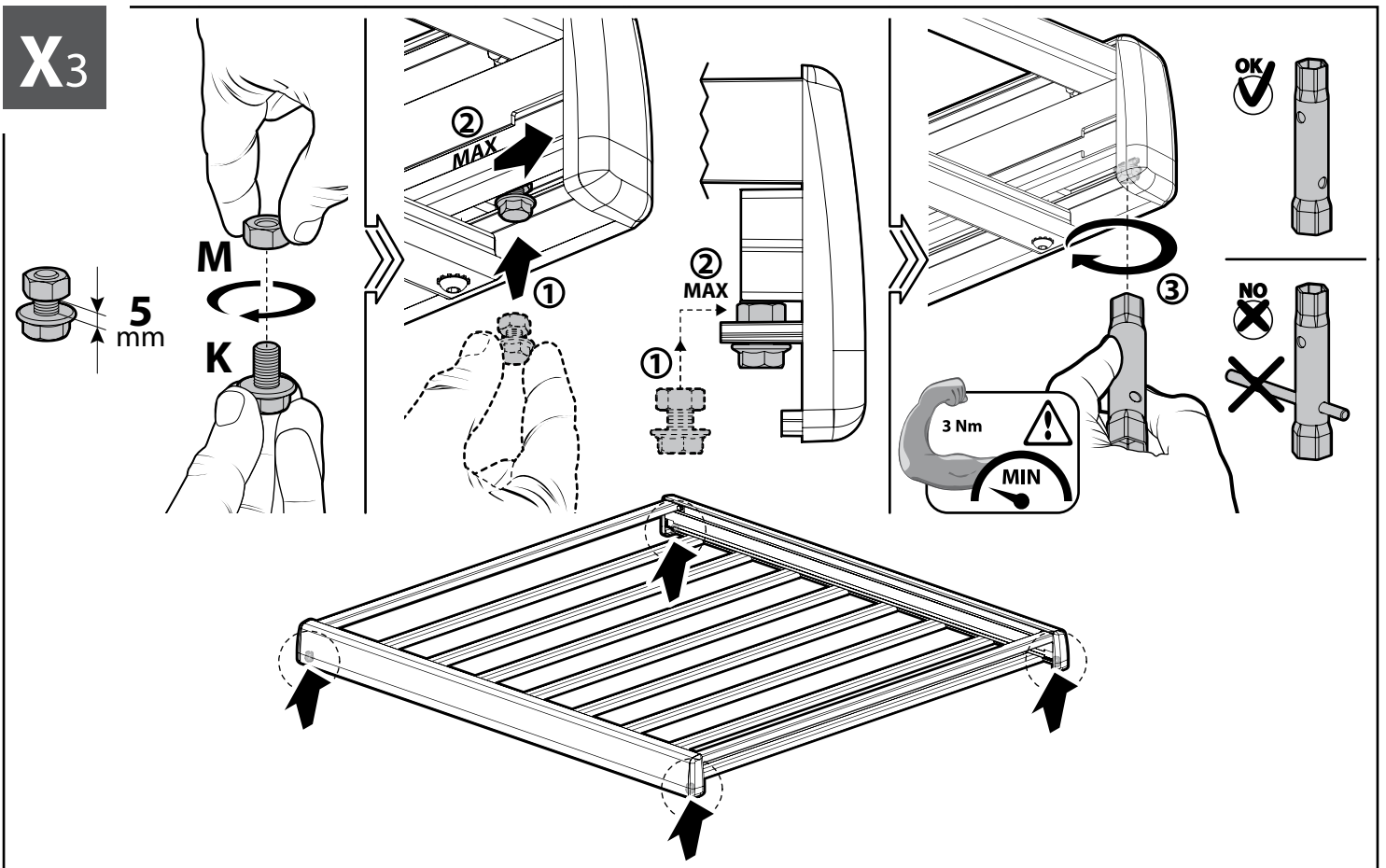
**ISTRUZIONI DI ASSEMBLAGGIO • ASSEMBLY INSTRUCTIONS • INSTRUCTIONS D'ASSEMBLAGE
EINBAUANWEISUNG • INSTRUCCIONES DE ENSAMBLADO**



X₂



X₃

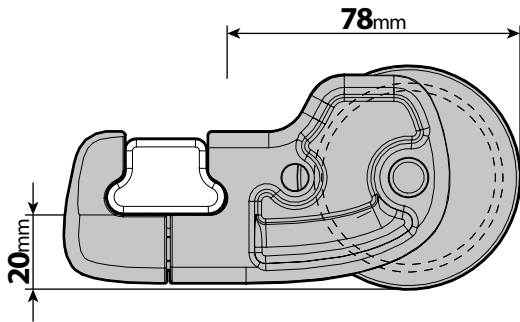
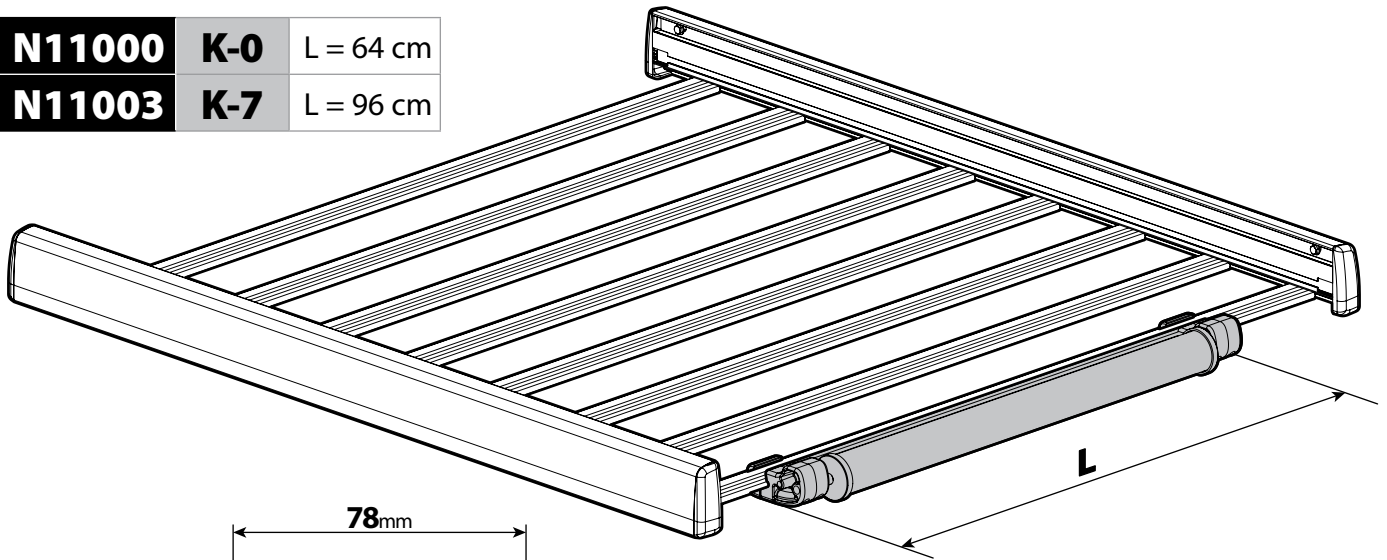


OPTIONALS

KARGO ROLLER

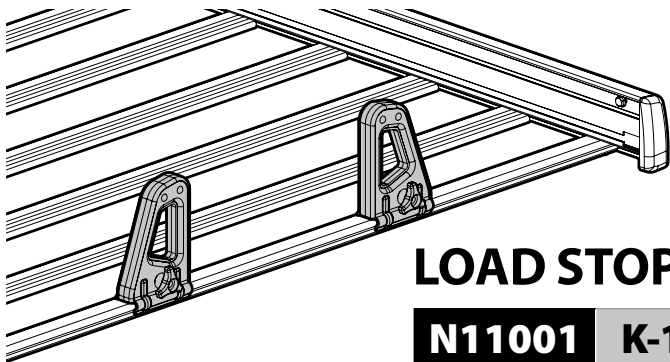
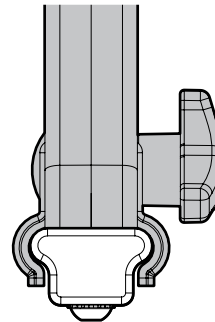
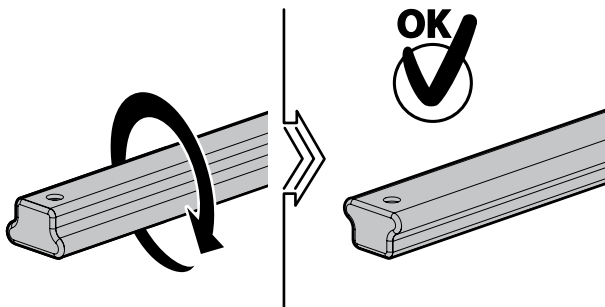
N11000 K-0 L = 64 cm

N11003 K-7 L = 96 cm



RULLO POSTERIORE
In metallo con rivestimento plastico.
Facilita il carico e lo scarico di oggetti lunghi.

KARGO ROLLER
Metal core with plastic sheath.
Makes it easy to load and unload long objects from the rear of the vehicle.



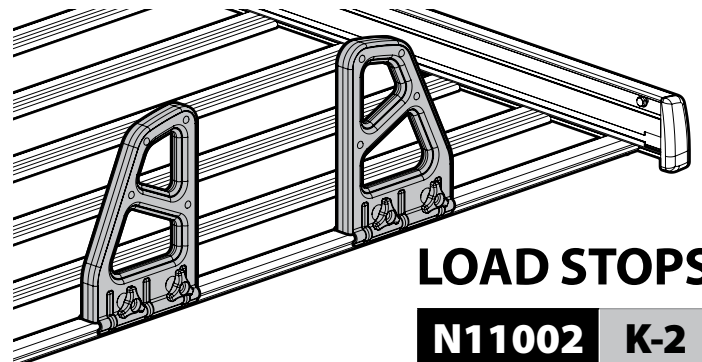
LOAD STOPS

N11001 K-1

FERMACARICO K-1 (COPPIA)
Scorrevoli lungo la barra e serrabili tramite pomello senza l'ausilio di utensili.
Mantengono in posizione scale, tavole, assi ed altri carichi poco voluminosi.

LOAD STOPS K-1 (PAIR)

Easy to move along the bar and adjust according to the load. Keep the non-bulky load firmly in place and prevent it from sliding.



LOAD STOPS

N11002 K-2

FERMACARICO K-2 (COPPIA)
Scorrevoli lungo la barra e serrabili tramite pomelli senza l'ausilio di utensili.
Mantengono in posizione scale, tavole, assi ed altri carichi, anche voluminosi.

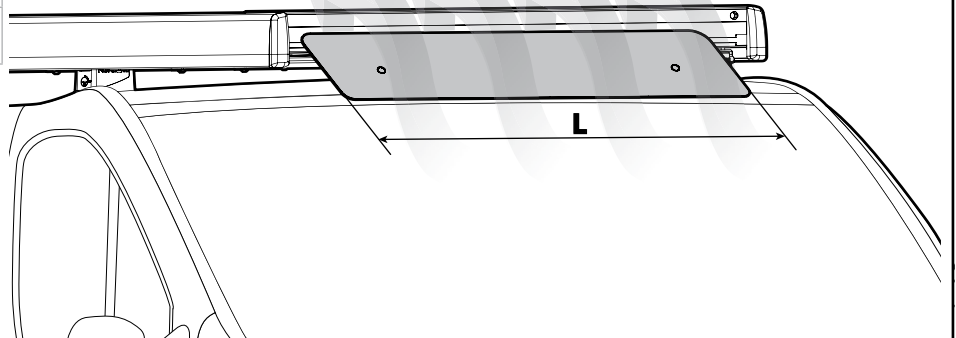
LOAD STOPS K-2 (PAIR)

Easy to move along the bar and adjust according to the load. Keep the bulky load firmly in place and prevent it from sliding.

OPTIONALS

SPOILER

N11053	K-9	L = 95 cm
N11054	K-11	L = 110 cm



DEFLETTORE AERO KARGO

Kit deflettore per barre portatutto Kargo.

Funzioni:

- Migliora l'aerodinamica del veicolo.
- Contribuisce a ridurre il consumo di carburante.
- Attenua il rumore aerodinamico durante la guida.

Caratteristiche:

- In alluminio verniciato a polvere.
- Flessibile, per adattarsi alla curvatura del tetto.
- Inclinazione ed escursione regolabili
- Indicato per i furgoni di piccole dimensioni (es. Doblò, Fiorino, Bipper, Kangoo, ecc.)

AERO KARGO DEFLECTOR

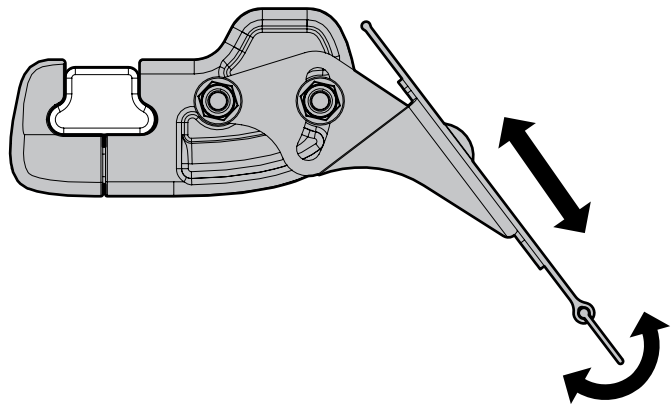
Wind deflector kit for Kargo roof bars.

Functions:

- Improves aerodynamics of the vehicle.
- Helps increasing fuel efficiency.
- Reduces wind-noise while driving.

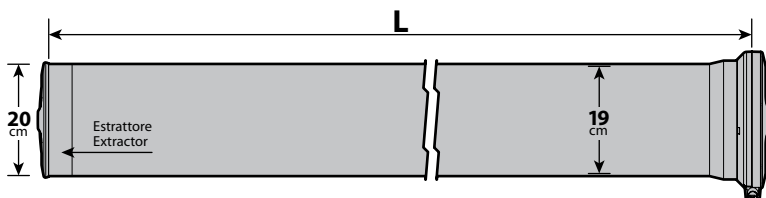
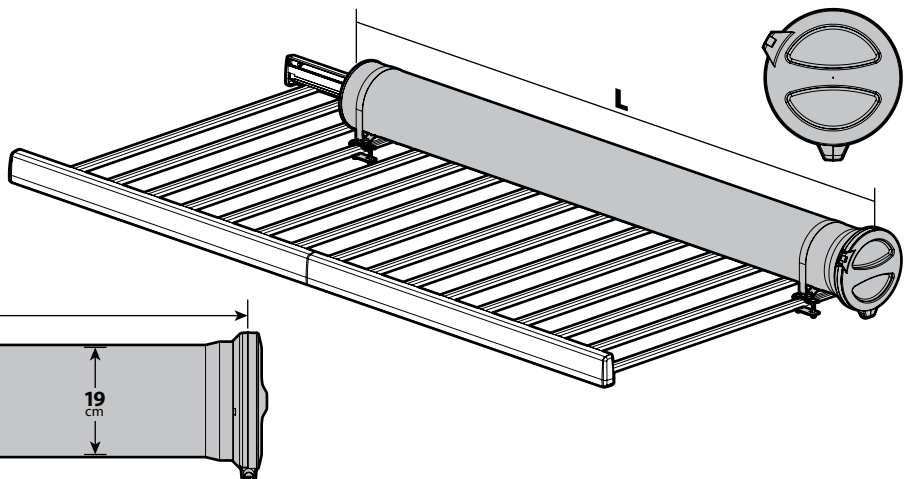
Features:

- Aluminium powder coated.
- Flexible, adapting to the curve of the roof.
- Adjustable extension and angle.
- Suitable for small vans (e.g. Doblò, Fiorino, Bipper, Kangoo, ecc.)



KARGO-TUBE

N11050	T200	L = 205 cm
N11051	T300	L = 305 cm
N11052	T400	L = 405 cm



KARGO-TUBE

Per trasportare tubi, profili, ombrelloni, rotoli, pali ed altri oggetti lunghi. Struttura in polipropilene antiurto con estremità anteriore termosaldata a tenuta ermetica.

L'interno del tubo è completamente liscio, senza giunture, saldature, non graffia le tubazioni o gli oggetti inseriti al suo interno. La forma rotonda previene lo spostamento e lo sbattimento laterale degli oggetti durante la guida.

Sportello di chiusura in resina composita con sistema di chiusura meccanico a baionetta completo di serratura.

In dotazione:

- Serratura con 3 chiavi
- Estrattore in acciaio zincato con fune in acciaio per facilitare l'estrazione del contenuto.
- 2 o 3 collari ed elementi di fissaggio in acciaio inox adatti per montaggio su barre tradizionali tramite cavallotti ad "U" e su barre con predisposizione raccordi a "T"

KARGO-TUBE

Ideal for transporting pipes, umbrellas, canopies, rolls, rods, posts and other long objects. Single piece extrusion, thick impact resistant PP tube with heat sealed waterproof end cap.

The inner part of the tube is seamless, completely smooth, no joints, no hems to avoid damages, scratches and to facilitate the loading and unloading. The round shape ensures stability of the content and prevents the crashing against the sides while driving.

Closure cap with bayonet safety catch and integrated lock.

Included accessories :

- Lock with 3 keys.
- Inner load extractor with steel cable puller.
- 2 or 3 stainless steel fitting brackets suitable for installation on traditional roof bars and on aluminium bars with integrated "T" connector railing



NORDRIVE[®]
TRANSPORT SOLUTIONS

NORDRIVE[®] is a registered trademark of
LAMPA S.p.A.
Via G. Rossa 53/55, 46019 Viadana (MN) ITALY
Tel. +39 0375 820700
UNI EN ISO 9001:2008 Certified Company
www.nordrive.it
www.lampa.it

91CA0218 r00